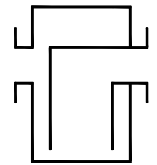


Type sheet

Uni-directional in-line liquid detonation flame arrester

KITO® FL/EO-...-IIB3 (wf)


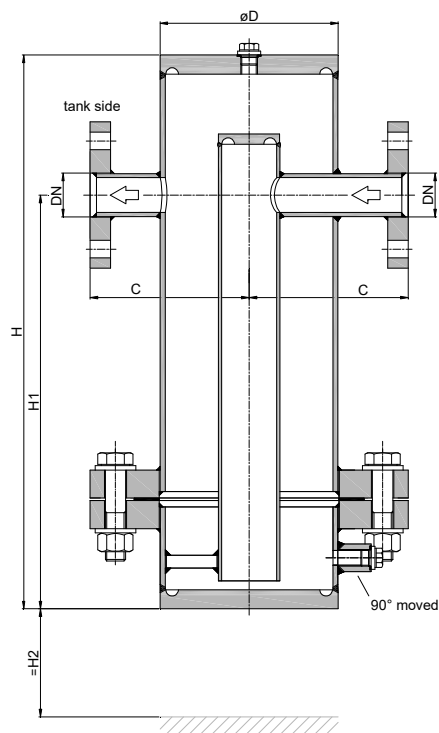
-maintenance-friendly and easy to clean design-



Application

as inline armature, detonation-proof and flameproof, used for installation in **filling pipes** outside from tanks in which inflammable liquids are stored. Tested and approved as detonation flame arrester **type 4**. Approved for all materials of the explosion group IIA1 to IIB3 with MESH ≥ 0.65 mm and an maximum operating temperature of 60 °C. It is only allowed to install pipes of nominal widths \leq than the nominal widths of the flange. Mounting position is perpendicular. The body of the housing has to be permanently filled with the storage liquid up to the height of the connecting flanges. Equipped with a hexagon head pipe plug for emptying the liquid.

Dimensions (mm)



DIN	DN	ASME	D	C	H	H1	$\geq H2$	kg
25 PN 40		1"	140	125	445	325	170	25
32 PN 40		1 1/4"	140	137,5	480	360	170	27
40 PN 40		1 1/2"	195	175	565	420	246	51
50 PN 16		2"	195	175	570	415	246	54
65 PN 16		2 1/2"	275	225	720	540	290	90
80 PN 16		3"	275	225	720	540	290	92
100 PN 16		4"	325	250	800	595	300	121
125 PN 16		5"	460	300	1265	915	400	340
150 PN 16		6"	460	300	1265	915	400	342
200 PN 10		8"	510	350	1520	1100	400	465

Weight refers to the standard design

Example for order

KITO® FL/EO-100-IIB3 (wf)

(design with flange connection DN 100 PN 16)

Type examination certificate to EN ISO 16852 and CE-marking in accordance to ATEX-Directive 2014/34/EU

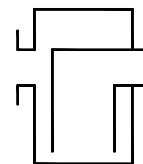
page 1 of 2

Type sheet

Uni-directional in-line liquid detonation flame arrester

KITO® FL/EO-...-IIB3 (wf)

-maintenance-friendly and easy to clean design-



Design

	standard	optionally
housing	steel	stainless steel mat. no. 1.4571
gasket	HD 3822	PTFE
flange connection	EN 1092-1 Form A	ASME B16.5 Class 150 RF

Performance curves

The volume flow V in Nm^3/min was determined with water according to DIN EN 60534 at a temperature $T_n = 15^\circ\text{C}$ and an atmospheric pressure $p_n = 1013 \text{ mbar}$.

For media of different density the flow rate may be calculated with an appropriate accuracy with this formula :

$$\dot{V}_{\text{liquid}} \approx \dot{V}_{\text{water}} \cdot \sqrt{\frac{\rho_{\text{water}}}{\rho_{\text{liquid}}}}$$

